


Individual preparation before the meeting

Template Module 2: Ladder of inference

① **Read the thinking tool “Ladder of inference”.** Write and draw everything important about the topic around the ladder:


















② **Connection between the ladder of inference and behavior in the group:** A very simple example....

The Ladder of Inference can be used to help us analyze any conceivable pedagogical topic, but also to support overarching competencies, such as communication and behavior in group work.

A simple example, taken from Anna Warfield (<https://www.storyboardthat.com/articles/b/ladder-of-inference>), traces the path of the Ladder of Inference. The awareness of our thinking helps us figure out how to clear misunderstandings, to hit all the steps, and to make sure everyone is on the same page with the same information.

Individual preparation before the meeting

Template Module 2: Ladder of inference

Judy and George	Judy and Bill	Judy and Lisa
FACTS / DATA / OBSERVABLE EVENTS  Judy presents ideas to a small group of her colleagues.	FACTS / DATA / OBSERVABLE EVENTS  Judy presents ideas to a small group of her colleagues.	FACTS / DATA / OBSERVABLE EVENTS  Judy presents ideas to a small group of her colleagues.
SELECTION OF FACTS  George is looking at his phone during Judy's presentation.	SELECTION OF FACTS  Bill has crossed his arms and closed his eyes during Judy's presentation.	SELECTION OF FACTS  Lisa is scratching her head during Judy's presentation.
MEANINGS OF SELECTED DATA  George's attention is on his phone.	MEANINGS OF SELECTED DATA  Bill has assumed an antagonistic stance.	MEANINGS OF SELECTED DATA  Lisa is confused.
ASSUMPTIONS MADE / INFERENCES DRAWN  George is not paying attention to Judy. He thinks what she has to say is not important.	ASSUMPTIONS MADE / INFERENCES DRAWN  Bill doesn't want to listen to Judy. He thinks Judy's presentation is a waste of time.	ASSUMPTIONS MADE / INFERENCES DRAWN  Lisa does not follow the logic of the presentation. Lisa must not be very smart.
ACTION TAKEN BASED ON THESE ASSUMPTIONS  Later, Judy decides to ignore George when he speaks.	ACTION TAKEN BASED ON THESE ASSUMPTIONS  Later, Judy aggressively defends her idea to Bill.	ACTION TAKEN BASED ON THESE ASSUMPTIONS  Later, Judy sends Lisa a slightly patronizing email explaining her presentation.

a) What happened? Write down:

Individual preparation before the meeting

Template Module 2: Ladder of inference

b) What other possible reasons could lie behind the behavior of George, Bill, and Lisa? Why do they act the way they do?

George (phone)	- looking up information related to Judy's idea (...)
Bill (closed eyes)	- feeling ill, but still wants to hear what she has to say
Lisa (scratching her head)	- working through the possibilities of Judy's idea

As you can see, there are different reasons that can lead to the same action. Being aware that everyone goes through a similar way of thinking, helps us figure out how to clear misunderstandings. However, these need to be explored and addressed openly by asking purposeful questions.

③ - Think about your own behavior in the group. Are there patterns of behavior that you show regularly? What possible reasons cause you to act this way?

- Think about your group members. Are there certain individual or group specific behavior patterns? Find possible causes or motives for the actions.

Draw and write a storyboard for a situation that you have witnessed in the group or that you think that could lead to a misunderstanding in the group:

Individual preparation before the meeting

Template Module 2: Ladder of inference

FACTS / DATA / OBSERVABLE EVENTS	SELECTION OF FACTS	MEANINGS OF SELECTED DATA	ASSUMPTIONS MADE / INFERENCES DRAWN	ACTION TAKEN BASED ON THESE ASSUMPTIONS

Create your own at [Storyboard That](https://www.storyboardthat.com)

④ Talk about your storyboards in the next PLC session.